

2011



Gulibaa Biibabiiba



Class times Semester 2 2011

Live on the internet at

<https://connect.ournewengland.net.au/gamilaraay>

When: Mondays 10 am - 12 midday

GAMILARAAY ONLINE LANGUAGE BOOKLET 3

A companion booklet for students enrolled in Certificate 1 Aboriginal Language/s at NSW TAFE New England Institute
Sessions 9 - 12

Table of Contents

Class times Semester 2 2011	1
When:.....	1
Welcome to Gamilaraay Online 2011	3
Course17411 Certificate 1 in Aboriginal Language/s.....	3
Units.....	3
Key contacts.....	3
Class times.....	3
Pronunciation.....	4
Session 9	5
Focus: Basic cup of tea conversation and adverbs	5
Key information:	5
Word list – Yuul.....	5
Giniy yilaadhudhi – Modern Objects	5
Adverbs	5
Suffix List	5
✓ Your Session 9 checklist	6
Session 10	7
Focus: Basic sandwich conversations	7
Session 10 Word list.....	7
Verbs	7
Suffixes	8
Pronouns	9
Examples of Pronoun Suffix	9
✓ Your Session 10 checklist	9
Session 11	10
Focus: Verbs and adverbs (Pick, put, bring).....	10
✓ Your Session 11 checklist	11
Session 12 – Revision	12
Focus: This week is a revision for the sessions 9, 10 and 11.	12
✓ Your Session 12 checklist	12
Verb table.....	13
Suffix table	14

Welcome to Gamilaraay Online 2011

Course17411 Certificate 1 in Aboriginal Language/s

To complete the course you are required to complete 3 Units from a selection. We are delivering the following units in the Gamilaraay Language.

Units

NSWTLNG118A Listen & Speak in Aboriginal Languages/s 1A

NSWTLNG120A Read and Write in Aboriginal Language/s 1A

NSWTPLG105A Carry out a short project

If you progress well in these units you can also request to be assessed for

NSWTLNG119A Listen and Speak in Aboriginal Language/s 1B.

This is for students who can establish and maintain basic conversation in Gamilaraay.

For each unit you should read a copy of the *Student Assessment Guide* and acknowledge that you have read and understood this. We will aim to do this in the Virtual Classroom. If you haven't read a copy of these please contact Vivian Evans.

Key contacts

Project Facilitator, Technology support and teacher

Vivian Evans ph 02 68 420721 vivian.evans1@det.nsw.edu.au

Teacher of Gamilaraay

Suellyn Tighe suellyn.tighe@det.nsw.edu.au Suellyn does not have a direct phone line but can be contacted via Vivian or Coonabarabran Campus ph 68 420700 to leave a message.

Class times

We have online classes that are live over the internet on

<http://connect.ournewengland.com.au/gamilaraay>

When: Mondays 10am - 12 midday

Aim to be at your computer 10 - 15 mins prior so we can start on time.

Our first class begins July 18th 2011 and our last lesson will be Monday 28th November.

We have a **mid term break** September 26th - Oct 9th

Cartoons in this document are created in the Toondoo website
<http://www.toondoo.com>

You can search for more created by teachers and students by entering 'gamilaraay' in the search tool.



Pronunciation

GR spelling	Similar English sound
Vowels	
<i>a</i>	short vowel, as in 'cart' or 'cut', but sounds like 'o' in 'cot' after <i>w</i>
<i>aa</i>	long vowel, as in 'card'
<i>i</i>	short vowel, as in 'fit' or 'feet'
<i>ii</i>	long vowel, as in 'feed'
<i>u</i>	short vowel, as in 'soot' or 'suit'
<i>uu</i>	long vowel, as in 'sued'
<i>ay</i>	as in 'bay' or 'hay'
<i>aay</i>	as in 'buy' (but sometimes like 'oy', as in 'boy')
Consonants	
<i>b</i>	like 'b' in 'bin' or 'p' in 'spin' but never like 'p' in 'pin'
<i>d</i>	like 'd' in 'duck' or 't' in 'tuck' but never like 't' in 'stuck'
<i>g</i>	like 'g' in 'git' or 'k' in 'kit' but never like 'k' in 'skit' (That is, there is no significant puff of air with any of b, d or g.)
<i>nh</i>	like English 'n' but with the tip of your tongue between your teeth
<i>dh</i>	like English 'd' and 't', but with the tip of your tongue between your teeth
<i>ny</i>	like 'n' in 'onion', but with the tip of your tongue against your bottom teeth, and the top of your tongue pressed against the roof of your mouth
<i>dj</i>	like 'judge' or 'church' and even like the 'ch' in 'catcher', but the tongue position is the same as for <i>ny</i>
<i>ng</i>	a single sound, as in 'sing', not two sounds, as in 'finger'
<i>rr</i>	a rolled 'r', as some Scottish or German people say it. Often, at the end of a word, it can sound like the 'd' in 'bed'
The following sounds are pronounced much the same as in English	
<i>m</i>	
<i>n</i>	
<i>l</i>	
<i>r</i>	
<i>w</i>	though <i>wu</i> at the start of a word is mostly pronounced like <i>u</i>
<i>y</i>	though <i>yi</i> at the start of a word is mostly pronounced like <i>i</i>

For more information about pronunciation of Gamilaraay see pages 6-8 of the *Gamilaraay Yuwaalaraay Yuwaalayaay Dictionary*. Written description of sound is limited, this is just a general guide - you will discover more as you progress through this course.

Session 9

Focus: Basic cup of tea conversation and adverbs


Key information:

An **adverb** adds meaning to a verb. Adverbs tell us **how, when and where** an action happens.

Word list – Yuul

<i>Gamilaraay</i>	English
<i>dhiibuu</i>	tea
<i>dhuga</i>	sugar
<i>milgin</i>	milk
<i>gabi</i>	coffee
<i>bidjiirr</i>	biscuit
<i>yuul</i>	food

Giniy yilaadhudhi – Modern Objects



Adverbs

<i>Gamilaraay</i>	English
<i>galingin</i>	thirsty
<i>yuulngin</i>	hungry
<i>nhunduu</i>	unsweetened

Suffix List




<i>Gamilaraay Suffix</i>	English
<i>-nginda</i>	wanting
<i>-ngin</i>	wanting
<i>-bala</i>	but (contrast)
<i>-gu</i>	for

Your notes






✓ **Your Session 9 checklist**

-  **Dhuna** Session 9.1 Translation Activity
- Join in the live chat Monday 10am - 12midday
-  **Winangala** - Session 9 Voicethread
-  **Record** the words learnt in session 9 Voicethread

Session 10

FOCUS: Basic sandwich conversations




Session 10 Word list

<i>Gamilaraay</i>	English
<i>widjagaali</i>	sandwich
<i>dhii</i>	meat
<i>dhuwarr</i>	bread
<i>warrul</i>	honey
<i>Minya-nginda-nda?</i>	What do you want?

Verbs

<i>Gamilaraay</i>	English	Tense (when)
<i>wuuna</i>	give	command (must do)
<i>wuurri</i>	will give	future
<i>wuunhi</i>	gave	past





Suffixes

Word ending	Gamilaraay suffix	English
all other GY endings	-baraay	With / having
rr, l	-araay	With / having

Example of 'with' or 'having' suffix usage



Your notes




Pronouns

A **pronoun** is a word that can replace a **noun** for example **I, you, he, she, it, we, you, they.**

Pronouns		Pronoun suffixes	
<i>nginda</i>	you (1 person)	<i>-nda</i>	you (1 person)
<i>ngindaali</i>	you (2 person)	<i>-ndaali</i>	you (2 people)
<i>ngindaay</i>	you (3 + people)	<i>-ndaay</i>	you (3 + people)




Examples of Pronoun usage



Examples of Pronoun Suffix usage



✓ Your Session 10 checklist

-  **Dhuna:** Complete the Session 10.1 activity sheet
- Join in the live chat Monday 10 am - 12 midday
-  **Winangala** to Session 10 Voicethread
-  Record Gamilaraay words in the session 10 Voicethread

Session 11

Focus: Verbs and adverbs (Pick, put, bring)

Gamilaraay	English	Gamilaraay	English
<i>Dhalaa dhaay?</i>	Where from?	<i>Dhalaa dhaay ngindaali yananhi?</i>	Where did you 2 come from?
<i>Dhalaadhi</i>	Where from?	<i>Dhalaadhi ngindaay yananhi?</i>	Where did you (all) come from?






Verbs		
<i>Gamilaraay</i>	English	Tense (When)
<i>gaanga</i>	bring /take!	command (must do)
<i>gaagi</i>	will bring/take	future
<i>gaanhi</i>	took/ brought	past
<i>dhiyamala</i>	Pick up!	command (must do)
<i>dhiyamali</i>	will pick up	future
<i>dhiyamay</i>	picked up	past
<i>wiimala</i>	Put down!	command (must do)
<i>wiimali</i>	will put down	future
<i>wiimay</i>	put down	past

NOTE: See the **Verb class/group table** on page 13 of this booklet to help you understand how the Gamilaraay verbs work.

adverbs (place)	
<i>Gamilaraay</i>	English
<i>dhaay</i>	to here
<i>ngiilay</i>	from here



✓ **Your Session 11 checklist**

-  **Dhuna:** Complete the Session 11.1 activity sheet
- Join in the live chat Monday 10am - 12 Midday
-  **Winangala** to Session 11 VoiceThread
-  Record Gamilaraay words in the session 11 VoiceThread

Your notes



Session 12 – Revision

Focus: This week is a revision for the sessions 9, 10 and 11.





Key information:

You should also use your previous sessions to assist with your revision.


Your tasks

This week is a chance to go over work missed and to revise and practice previous lessons.

✓ Your Session 12 checklist

-  **Dhuna:** Complete the Sessions 9, 10 & 11 activity sheets
- Join in the live chat Monday 10am - 12 Midday
-  **Winangala** to Sessions 9, 10 & 11 VoiceThreads.
-  Record Gamilaraay words in any of the previous sessions.
-  **Garay guwala** to your Gamilaraay language teacher if you need help OR have questions.

Your notes



Verb table

Key information:

Verbs are *doing* or *action* words.

Gamilaraay verbs can have many suffixes added to them. These Gamilaraay verbs can be divided into 4 groups. These groups are called:

- *li class*
- *y class*
- *gi class*
- *rri class*

Verb Class or Group	Future (will happen)	Past (did happen)	Command (must do)
-li	<i>buma-li</i> will hit	<i>buma-y</i> hit	<i>buma-la</i> hit
-y	<i>banaga-y</i> will run <i>gubi-y</i> will swim	<i>banaga-nhi</i> ran <i>gubi-nyi</i> swam	<i>banagay-a</i> run <i>gubiy-a</i> swim
-gi	<i>gaa-gi</i> will take	<i>gaa-nhi</i> took	<i>gaa-nga</i> take
-rri	<i>wuu-rri</i> will give	<i>wuu-nhi</i> gave	<i>wuu-na</i> give (must)

Suffix table

Word ending	place	from (somewhere)	to (somewhere)
a, u	-ga	-dhi	-gu
i, y	-dha	-dhi	-gu
l	-a	-i	-gu
rr	-a	-i	-gu
n	-da	-di	-gu
Non Gamilaraay word endings e.g. s, k, t	-ga	-dhi	-gu

Note: As we progress through the course, there will be further additions to this table